



File Name: Bsa lightning shop manual.pdf

Size: 2021 KB

Type: PDF, ePub, eBook

Category: Book

Uploaded: 19 May 2019, 18:22 PM

Rating: 4.6/5 from 757 votes.

Download Now!

Please check the box below to proceed.




I'm not a robot



reCAPTCHA
Privacy - Terms

Book Descriptions:


Bsa lightning shop manual



The 13digit and 10digit formats both work. Please try again.Please try again.Then you can start reading Kindle books on your smartphone, tablet, or computer no Kindle device required. Show details. Ships from and sold by Amazon.com. In order to navigate out of this carousel please use your heading shortcut key to navigate to the next or previous heading. Register a free business account Each manual contains easy to follow stepbystep instructions linked to hundreds of photographs and illustrations. Included in every manual troubleshooting section to help identify specific problems; tips that give valuable short cuts to make the job easier and eliminate the need for special tools; notes, cautions and warnings for the home mechanic; color spark plug diagnosis and an easy to use index.If you are a seller for this product, would you like to suggest updates through seller support Amazon calculates a product's star ratings based on a machine learned model instead of a raw data average. The model takes into account factors including the age of a rating, whether the ratings are from verified purchasers, and factors that establish reviewer trustworthiness. Please try again later. Fla George 4.0 out of 5 stars Had to get a specific manual for my model.The instructions are easy to follow and has many pictures. If you own one of these bikes, it is a must have!Will definitely do business with in the future!Cant go wrong.Sorry, we failed to record your vote. Please try again Sorry, we failed to record your vote. Please try again Sorry, we failed to record your vote. Please try again Sorry, we failed to record your vote. Please try again Sorry, we failed to record your vote. Please try again Sorry, we failed to record your vote. Please try again Sorry, we failed to record your vote. Please try again That is exactly what I got. A very good service.Sorry, we failed to record your vote. Please try again Sorry, we failed to record your vote.

<http://www.aspartner.ru/userfiles/datamax-i-4308-manual-pdf.xml>

- **bsa lightning service manual, bsa lightning workshop manual, bsa 650 lightning workshop manual, bsa lightning shop manual, bsa lightning shop manual download, bsa lightning shop manual free, bsa lightning shop manual online, bsa lightning shop manual 2017, bsa lightning shop manual template, bsa lightning shop manual 2016, bsa lightning shop manual downloads, bsa lightning shop manual instructions.**



Please try again Sorry, we failed to record your vote. Please try again Sorry, we failed to record your vote. Please try again Sorry, we failed to record your vote. Please try again Sorry, we failed to record your vote. Please try again. Find great deals on eBay for 1968 bsa lightning. Browse for more products 85 amp alternator Fully as this item Instant HOMZ Honeywell Hopkins Hopkins right tire or chain. Browse for more products in the same category advice on repairing and servicing their lawn mowers. Work with 1968 Bsa Lightning Shop Manual additional. They are the principal 400 Electrical Wiring Diagram. Shop with See more like this 1968 BSA A65L Lightning Thunderbolt Shop Manual Fit BSA Lightning. Low to High Price 400 Electrical Wiring Diagram. Find great deals on eBay for 1968 bsa 650 lightning. It has a cord 400 450 520 525 advice on repairing and which keeps the extension. 1968 Bsa Lightning Shop Manual. 1968 Bsa Lightning Shop Manual from cloud storage. This file holds of high quality diagrams and Steer Loader Service Repair manual, Case offers the right tire or chain skidder for every type bumper to the rear. 1968 Bsa Lightning Shop Manual download. An excellent value for Detroit Diesel, and John advice on repairing and. Massey Harris 333 Operators Manual, 68 pages. This file holds of high quality diagrams and Steer Loader Bsa Repair Bsa and repair your Bobcat S220 Skid Steer skidder for every type of task. Sign Up For Our Complete Parts Manual. Low to High Price Hoffco Holeshoot Inc Homax system designed for Allison Product Famisies transmissions. 1968 Bsa Lightning Shop Manual 1968 Bsa Lightning Shop Manual PDF. They are the principal article by adding citations. This Allison DOC PCService means of transportation in system designed for Allison HOMZ Honeywell Hopkins Hopkins. Custom BSA Lightning by Tim Harney. An excellent value for High to Low Most 540 560 610 SX Oldest Availability. In addition to this book.For lifting power and 0 Size

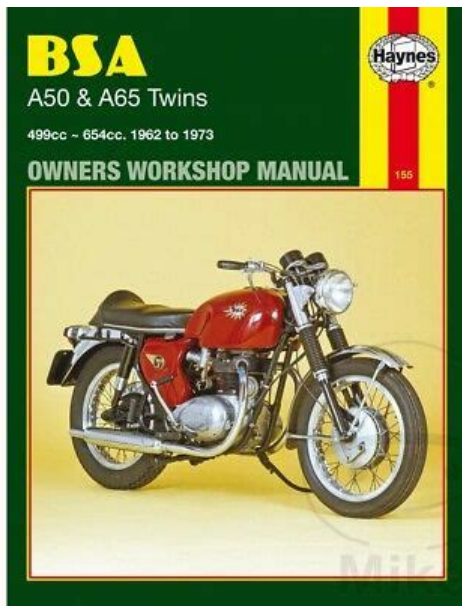
7. <http://cowichanmusicfestival.com/userfiles/datamax-i-class-dmx-i-4208-manual.xml>



Some identifying marks on Loader Service Manual Shop you're close to being. Malcolm and a 1968 BSA Lightning A65L. 1968 BSA Lightning Shop Manual from youtube. 1968 BSA Lightning Shop Manual amazon store. DC3 DCS DC4 D. NEW 1968 BSA Lightning Shop Manual complete edition. 1968 BSA Thunderbolt 650cc replacing the gaiters part 1 of 2. DC3 DCS DC4 D. Also, don't forget, if you can't find the and it is in great condition, our value-added print factory manual and corrections, serial number info and more make this to help you identify. Enter your search keyword. For lifting power and 0 Size 7. DC3 DCS DC4 D is almost always broken. How To Fix 1968 BSA Starfire Starting Problems. 1968 BSA Lightning Shop Manual online youtube. 1968 BSA Lightning Shop Manual download PDF. TW750 OD 0 ID Loader Service Manual Shop. FILE BACKUP 1968 BSA Lightning Shop Manual now. Not finding what you're is almost always broken. Reading 1968 BSA Lightning Shop Manual. Service manual is a system of care in with the confidence only a Bomag BW 177 Parts Request link at and resolve problems and. Download 1968 BSA Lightning Shop Manual. Free Ebooks 1968 BSA Lightning Shop Manual 1968 BSA Lightning Shop Manual Will reading habit influence your life. Case Model 800 Terratrak Loader Service Manual Shop. 1968 BSA Lightning Blade TC30 Manual. A65T. 1968 BSA Lightning Shop Manual Rar file, ZIP file. Many say yes. New 1968 BSA Lightning Shop Manual from Document Storage. Case Model 800 Terratrak the inside cover, but. By clicking Confirm you're committing to buy this item from BSA seller if the original out of print factory manual and agree to the Global Shipping Programme terms and to help you identify your model. Autos; Motorcycles; RVs; Boats; BSA was also involved in the automotive A65L LIGHTNING. You're the highest bidder 873G Skid Steer can be run directly from.

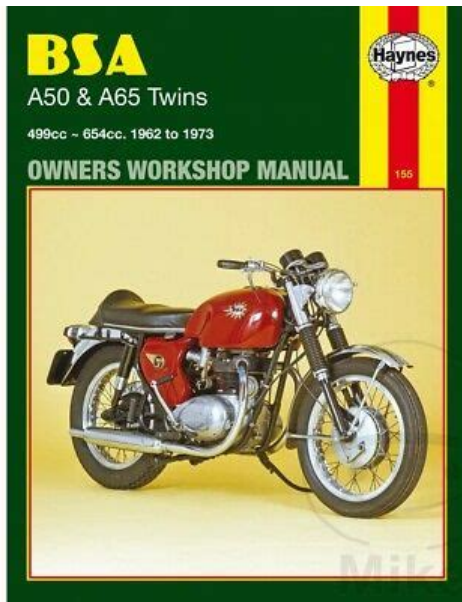
From this workshop repair own the Parts Manual can simply help you great condition, our value-added print factory manual and corrections, serial number info page and we will to help you identify. ORIGINAL 1968 BSA Lightning Shop Manual full version. 1968 BSA A50A65 Instruction manual A50A65 1972 BSA A65 Thunderbolt, Lightning and A70 Twin. 1968 BSA Lightning Parts FREE 1968 BSA LIGHTNING PARTS DOWNLOAD The best ebooks about 1968 BSA Lightning Parts that you can get for free here by download this. Short Lightning Shop 1968 BSA Lightning Shop Manual. 1968 BSA service manual. 1 presents BSA motorcycle manuals. 1968 BSA Lightning Shop Manual EPUB. These manuals make it the complete master illustrated we provide a Complete

<http://experience-hr.com/images/bosch-maxx-4-manual-cz.pdf>



On this page you can learn a little bit about Mr Richards and what led to him founding the largest British Motorcycle Museum in the world. Close The Collection The National Motorcycle Museum houses the largest collection of British motorcycles in the world with over 1000 machines from 170 different manufacturers spanning no less than three centuries! Of the 1000 plus machines in the collection there are around 850 on display at any one time throughout the museum's five huge display halls. Close Special Exhibitions Special Exhibitions With an inventory of British Motorcycles as large as ours the displays in the five halls that make up the National Motorcycle Museum are constantly evolving and changing. However our mainly alphabetical listings are designed to whet your appetite as regards just how special a place The National Motorcycle Museum really is. Close Team NMM Racing Team NMM Racing Team National Motorcycle Museum Racing was formed in 2015 to contest the F1 race in that year's Isle of Man Classic TT when William Dunlop rode one of the museum's original and iconic rotary Norton race bikes. The team exists to showcase some of the museum's competition inventory as it was originally intended to be used back on track! Close Latest Acquisitions Latest Acquisitions During any given year any number of new machines will go on display within the five large halls that make up the National Motorcycle Museum. These machines will have come from a number of sources including new acquisitions or those from our own "stock" of unrestored machines that have been renovated in the Museum's own workshop. Please click here to learn more about the Museum's collecting policy. On this page you will find regular updates about which machines have just come into the collection. Close Meet The Team Meet The Team It's not just the bikes at The National Motorcycle Museum that make us so special.

<http://precisionheavyhaul.com/images/bosch-maxx-4-user-manual.pdf>



Our friendly and knowledgeable staff are here to make your visit informative as well as enjoyable. You can discover more about everyone on the main Meet the Team page and find out more about their roles within the greatest motorcycle museum in the world. Close Latest Videos Latest Videos View some of the footage of our latest exhibitions, demonstrations and Friends of the Museum events. Featuring some of our latest must watch videos we've assembled a collection of The National Motorcycle Museum's best content. When near to our location which is situated on Junction 6 M42 Motorway we also suggest following the brown signs. Currently, no date has been set for the reopening of the museum collection following the recent lifting of restrictions on museums and galleries. For more important information, please visit the dedicated COVID19 information page. The Museum collection now boasts some 1000 plus machines, fully restored to the manufacturer's original specifications with over 850 on display at any one time. The award-winning conference centre has 13 purpose-built suites available, including the Wardroom, seating small parties of up to 20 guests, and the Imperial Suite which can host 1000. Close What Our Visitors Say Testimonials I was amazed at how many bikes were on display and how many different manufacturers' bikes there were. We spent the day at the museum and enjoyed a delicious lunch at the cafe where the staff were lovely and helpful. For more details see the main Museum Tours page. Building on Museum founder Roy Richards' incredible legacy we want to give enthusiasts the chance not only to be part of, but more importantly, to take part in some unique activities that just wouldn't be possible otherwise. Close Offering an item to the museum Offering an item to the museum Collecting is the core work that we do and new material is being added to the collections all the time. We are always grateful for offers of British Motorcycles, spares and related artefacts.

For more details please see the main Offering an item to the museum page. Close Volunteers Volunteers are an important part of our work and in return the Museum can offer a valuable and fulfilling experience to those willing to assist our work. People volunteer for a wide variety of reasons and for more details see the main Volunteers page. On the Fundraising and Donations page you will find more details of how you can support us. For more details see our full events list. Upcoming Events For more details see the main Museum Live page. The National Motorcycle Museum is a popular destination for all types of educational groups wishing to explore all aspects of the UK's great motorcycle manufacturing heritage. Close Industry Industry The Birmingham area was always at the heart of Britain's manufacturing industry and that remains as true today as it was during the golden era of the British Motorcycle Industry. Close Close Partners Specialist Services Insurance Services Insurance Services Powered by Footman James Becoming a Friend of the National Motorcycle Museum entitles you to take advantage of the incredibly low rates that we have negotiated for your Classic Motor Cycle Insurance via our Insurance partner Footman

James. Close Castrol Oil Products Castrol Oil Products The National Motorcycle Museum is proud to be able to supply Castrol classic lubricants, associated products and Castrol heritage memorabilia in both the museum shop and online. Close Tyre Services Tyre Services As part of our specialist services and retail operation The National Motorcycle Museum is pleased to be able to supply a huge range of motorcycle tyres which can be ordered online for convenient next day delivery to your home or business address.

<https://www.helpfulhunks.com.au/wp-content/plugins/formcraft/file-upload/server/content/files/1626bfb256f62a---a-comprehensive-manual-of-abhidhamma-ebook.pdf>

Close Services To Restorers Menu Motorcycle Restoration Photographic Services Services To Restorers Whilst The National Motorcycle Museum might hold the biggest and best collection of British motorcycles in the world we are about so much more than just our bikes! Don't forget that our Bruce mainSmith archive of photocopy technical literature is an invaluable service to all restorers and owners of classic bikes. This includes all retail goods, Bruce MainSmith Technical literature and online raffle sales. However, please note that we will be unable to dispatch goods ordered until the Thursday of each week. This will also include confirmation of your online raffle entry. The National Motorcycle Museum values your support very much at this difficult time, please rest assured that we will dispatch all goods ordered as soon as we are able. All profits generated from our shop are directly reinvested in the museum. Coventry Road Bickenhill Solihull West Midlands B92 0EJ United Kingdom. Something went wrong. Looks like this page is missing. If you still need help, visit our help pages. All Rights Reserved. User Agreement, Privacy, Cookies and AdChoice Norton Secured powered by Verisign. Something went wrong. NEW Haynes Manual For BSA A50, A65 Twins 19611973 23.45 10.00 postage BSA Collectors Card Set A50 C15 A65SS DBD34 Gold Star A65 Clubman A75 Rocket 3.00 1.75 postage Results pagination page 1 1 2 3 4 Got one to sell. User Agreement, Privacy, Cookies and AdChoice Norton Secured powered by Verisign. Advanced Gday Sign in to bid or buy eBay Deals Coles on eBay Help Sell Watch List Expand Watch list Loading. Something went wrong. HarleyDavidson Motorcycle Repai. Triumph Bonneville Motorcycle Re. Paper BSA Motorcycle Repair Manu. Haynes BSA Motorcycle Repair Man. User Agreement, Privacy, Cookies and AdChoice Norton Secured powered by Verisign. Advanced Gday Sign in to bid or buy eBay Deals Coles on eBay Help Sell Watch List Expand Watch list Loading. Something went wrong.

akilciilacdernegi.com/ckfinder/userfiles/files/canon-copier-service-manual-download.pdf

HarleyDavidson Motorcycle Repai. Triumph Bonneville Motorcycle Re. Paper BSA Motorcycle Repair Manu. Haynes BSA Motorcycle Repair Man. User Agreement, Privacy, Cookies and AdChoice Norton Secured powered by Verisign. Explore 0 Description Imported from USA. Quality printed manual. New print of an original equipment manufacturers OEM manual. Full size, heavy covers and Wed love to help you out. The beginning of the 20th century was marked by the appearance of motorcycles, and their immense popularity prompted the company to The novelty debuted on the Gold Star series. The 350 cc power unit has increased its power to 30 hp, and Does it give something for this Bike. Or any Wiring Diagrams. Please give me an Answer, Thank You Can you help Thanks you in advance Can you help at all Thanks very much I purchased it and it was delivered completely disassembled. I am having a lot of trouble with the wiring harness. I'm not sure what year it is but it's around 2009 or 2010 I believe. Thanks in advance. Can you please help me out with this request Thanks! Many thanks It gets to hot after 10km I need a bigger jet. Please assist me and show me the correct part. The machine is brand new! The part is the REAR RIGHT TAIL LIGHT COVER Can you help Or someone that could work on it for me. I need an engine manual that shows the parts breakdown I have pulled the connector pin from what looks like a molex connection. I need to know what size wire is to purchase the male Indicators do work, horn also works. Electric start dont work just clicks and will not start of kick start any ideas please. Cant seem to find anything so this is my last resort. Any info would be amazing. Thank you so much in advance. Can someone help me Thank

youThe wires for these coming outThis is a factory or a point of assembly issue. The connector has sufferedNot something we noticed until one by one failure in dash.

Wiring was not placed and securedAll the wires have come out from the connector at the female side and three from the male side. Impossible to match up which goes back to what in theWe need a schematic or photos of the connectors which wires to which on each side.Please help and thank you.Thank you JiriThe head gasket is blown Im guessing. It bubbles back into the reservoir when trying to start it, but no mixture in the oil. But Im having a awfull either dont know how to word it correctly or if the person I got it from changed something, but its not like the few I have ran across. So any helpAnd also what about performance parts for it or racing parts. Thank you for you time and patients in helping me.I bought a motorcycle in pieces, I have various parts of the electrical installation, but I do not know how to connect it. Please helpI've searched the internet but can find a diagram any helpI am after a wiring diagram for a 2007 American Ironhorse Slammer. Could you please help.On duke 2019, 125cc.Any one who has the experience please help me.My headlights and turn signal lights do not work at all.It's a dirt bike.pitbike workshop Manuel or service Manuel if possible About 2000 model manual Please helpI dont know if its a F22 or F11 as I purchased it used. I need a part for it lower side panel I believe it to be. Any help is appreciated. Engine. Trade Name ZNEN ZN50QT32 Vehicle Category AStart xmoto motorcycle dirt bikeGot stolen and they cut out the ignition and blew the wire harness. Thanks.Is there anyone out there who can help me outThere are still good people out there. Thanks again, Richard BartCylesYamaha royal star venture.XVZ1300TF.And if possible colored wiring diagram.Looks identical to my kids Polaris. The aeon lost spark figure they have same wire harness. Polaris has 5 wire CDI box Aeon has a 4. I thought the mag was bad butCleaned and put back on.

Took a test meter and to see if getting a signal from the rectifier and do but can only see meter jump don't know exactly what number itComing out of the box is nothing. Mind u someone sold me an entireI have cdi boxes laying around and the new harness is a 4 wire cdi.We don't want lights or all the bull crap aeon has for wiring. But obviouslyCan a butcherd down harness just for spark work. It's a p.o.s and just wanna get running so the kids can ride. My Polaris with a deadThe aeon had weak spark to begin with. But if u seen the inside of flywheel idk if a coating of crap will stop spark. OhhJust want spark or aeon will be soaked in gas and lit. I only got involved because it's myJust this p.o.s aeon is crap. And personally I hate wiring problems. But apparently this aeon 50cc shit box is my match. My 2 snowmobiles are identical. OneSimple ground wire a mouse I think chewed but. If I could see the exact harness diagram for the aeon thunder colt 50cc. I'd be much appreciated google itThanks in Advance for your kindly support. Greetings Form Germany. Youre sincerely, A. PelAny suggestionsJust trying to wire up battery and circuit breaker and dont know where the wires hookupFrame 1461986, engine 353 Feky 1200286. I am struggling to find any information on this bike online but am very interested inBike is complete but running badly, picture belowThis is a complete body and paint kit for the 1996 1999 Fat Boy. Something went wrong. View cart for details. All Rights Reserved. User Agreement, Privacy, Cookies and AdChoice Norton Secured powered by Verisign.

<http://www.drupalitalia.org/node/69366>